



INFRASTRUCTURE LEASING & FINANCIAL SERVICES LIMITED

December 6, 2017

Dear Debenture Holder:

Pursuant to Regulation 58 of the Securities and Exchange Board of India (Listing Obligations and Disclosure Requirements) Regulations, 2015 (LODR), we are providing herewith following information for the holders of Non-Convertible Debenture issued by the Company:

- (1) The Unaudited Financial Results of the Company with Limited Review Report from Statutory Auditors for the period year ended September 30, 2017 as Annexure A
- (2) Disclosures prescribed in terms of Regulation 52 of the LODR as Annexure B
- (3) Certificate from the Debenture Trustee, Centbank Financial Services Ltd., as required under Regulation 52(5) of LODR as Annexure C

You are requested to take note of this

Sincerely

**For Infrastructure Leasing & Financial Services Ltd**

**Sd/-  
Varsha Sawant  
Senior Vice President & Company Secretary**



Infrastructure Leasing & Financial Services Limited

Financial Results for the half year ended September 30, 2017

Balance Sheet as at September 30, 2017

As at	30-Sep-17		31-Mar-17	
	Reviewed	Reviewed	Audited	Audited
(₹ In Million)				
<b>EQUITY AND LIABILITIES</b>				
<b>Shareholder's Funds</b>				
Share Capital	9,831.53		9,831.53	
Reserves and Surplus	56,039.89	65,871.42	54,381.34	64,212.87
<b>Non-current Liabilities</b>				
Long-term Borrowings	97,863.20		93,440.39	
Other Long-term Liabilities	991.18		1,407.05	
Long-term Provisions	9,442.22	1,08,296.60	9,348.15	1,04,195.59
<b>Current Liabilities</b>				
Current maturities of Long-term Debt	21,186.75		14,709.15	
Short-term Borrowings	26,118.60		13,072.93	
Trade Payables Other than MSME	303.71		380.15	
Other Current Liabilities	5,136.65		4,064.56	
Short-term Provisions	915.26	53,660.97	1,026.46	33,253.25
<b>TOTAL</b>		<b>2,27,828.99</b>		<b>2,01,661.71</b>
<b>ASSETS</b>				
<b>Non-current Assets</b>				
Property, plant and equipment				
- Tangible Assets (Net)	9,249.43		9,331.08	
- Intangible Assets (Net)	19.38		19.60	
Non-current Investments	1,19,243.03		1,18,566.58	
Long-term Loans and Advances	43,483.28		33,958.52	
Deferred Tax Assets (Net)	375.00		379.00	
Other Non-current Assets	11,199.81	1,83,569.93	10,756.74	1,73,011.52
<b>Current Assets</b>				
Current portion of Long-term Investments	462.00		136.00	
Current portion of Long-term Loans and Advances	12,391.01		10,548.30	
Trade Receivables	1,496.44		1,129.55	
Cash and Cash Equivalents	13,403.76		14,219.31	
Short-term Loans and Advances	12,350.76		594.59	
Other Current Assets	4,155.09	44,259.06	2,022.44	28,650.19
<b>TOTAL</b>		<b>2,27,828.99</b>		<b>2,01,661.71</b>



*Handwritten signature*

*Handwritten mark*

*Handwritten mark*




Infrastructure Leasing & Financial Services Limited

Financial Results for the half year ended September 30, 2017

Statement Of Profit And Loss

Particulars	Half year ended		(₹ In Million)
	30-Sep-17 Reviewed	30-Sep-16 Audited	Year ended 31-Mar-17 Audited
<b>INCOME</b>			
Revenue from Operations	8,750.74	7,698.63	16,536.59
Other Income	533.74	539.01	1,336.18
<b>Total Revenue</b>	<b>9,284.48</b>	<b>8,237.64</b>	<b>17,872.77</b>
<b>EXPENSES</b>			
Employee Benefit Expenses	200.03	338.58	921.48
Finance Costs	6,032.70	5,779.92	11,173.99
Other Operating and Administrative Expenses	272.09	339.91	789.34
Depreciation and Amortization Expenses	148.41	80.31	173.33
Amount set aside for Investment Valuation/Write off	-	-	0.07
Contingent Provision against Standard Assets	94.08	16.94	21.19
Provision for General Contingency	-	100.00	1,197.00
<b>Total Expenses</b>	<b>6,747.31</b>	<b>6,655.66</b>	<b>14,276.40</b>
<b>Profit Before Tax</b>	<b>2,537.17</b>	<b>1,581.98</b>	<b>3,596.37</b>
Tax Expense:			
- Current Tax	435.00	-	298.00
- MAT Credit Entitlement	(160.00)	-	-
- Deferred Tax (Net)	4.00	(40.00)	(529.00)
<b>Profit After Tax</b>	<b>2,258.17</b>	<b>1,621.98</b>	<b>3,827.37</b>
<b>Earning per Equity Share) : (★ Not annualised)</b>			
Basic	★ 12.23	★ 7.27	18.89
Diluted	★ 12.23	★ 7.27	18.89
(Face Value ₹ 10 per Share)			




A  
G

**Limited Review Report**

**Review Report to  
The Board of Directors  
Infrastructure Leasing & Financial Services Limited**

1. We have reviewed the accompanying statement of unaudited financial results of Infrastructure Leasing & Financial Services Limited (the "Company") for the half year ended September 30, 2017 (the "Statement") being submitted by the Company pursuant to the requirements of Regulation 52 of the SEBI (Listing Obligations and Disclosure Requirements) Regulations, 2015, read with SEBI Circular No. CIR/IMD/DF1/9/2015 dated November 27, 2015 and Circular No. CIR/IMD/DF1/69/2016 dated August 10, 2016.
2. The preparation of the Statement in accordance with the recognition and measurement principles laid down in Accounting Standard 25, Interim Financial Reporting (AS 25) prescribed under Section 133 of the Companies Act, 2013, read with relevant rules issued thereunder; other accounting principles generally accepted in India read with SEBI Circular No. CIR/IMD/DF1/9/2015 dated November 27, 2015 and Circular No. CIR/IMD/DF1/69/2016 dated August 10, 2016 and Reserve Bank of India ("RBI") Master Direction - Core Investment Companies (Reserve Bank) Directions, 2016 (the "RBI Master Directions") in respect of income recognition, asset classification and provisioning, is the responsibility of the Company's management. The Statement has been approved by the Board of Directors. Our responsibility is to express a conclusion on the Statement based on our review.
3. We conducted our review in accordance with the Standard on Review Engagements (SRE) 2410, Review of Interim Financial Information Performed by the Independent Auditor of the Entity issued by the Institute of Chartered Accountants of India. This standard requires that we plan and perform the review to obtain moderate assurance as to whether the Statement is free of material misstatement. A review is limited primarily to inquiries of company personnel and analytical procedures applied to financial data and thus provides less assurance than an audit. We have not performed an audit and accordingly, we do not express an audit opinion.
4. The comparative financial information of the Company for the corresponding half year ended September 30, 2016 and the financial statements of the Company for the year ended March 31, 2017, were audited by the predecessor auditor who expressed an unmodified conclusion/ opinion on those financial information on November 10, 2016 and April 26, 2017 respectively.
5. Based on our review conducted as above, nothing has come to our attention that causes us to believe that the accompanying Statement, prepared in accordance with the recognition and measurement principles laid down in Accounting Standard 25, Interim Financial Reporting (AS 25) prescribed under Section 133 of the Companies Act, 2013, read with relevant rules issued thereunder and other recognised accounting practices and policies has not disclosed the information required to be disclosed in terms of Regulation 52 of the SEBI (Listing Obligations and Disclosure Requirements) Regulations, 2015, read with read with SEBI Circular No. CIR/IMD/DF1/9/2015 dated November 27, 2015 and Circular No. CIR/IMD/DF1/69/2016 dated August 10, 2016, including the manner in which it is to be disclosed, or that it contains any material misstatement or that it has not been prepared in accordance with the RBI Master Directions in respect of income recognition, asset classification and provisioning.

For S R B C & CO LLP  
Chartered Accountants  
ICAI Firm registration number: 324982E/E300003

  
per Jayesh Gandhi  
Partner  
Membership No.: 037924  
Mumbai  
November 9, 2017




Notes to Unaudited Financial Results for the Half Year ended September 30, 2017 ("Period") :

- (1) The above financial results of the Company for the half year ended September 30, 2017 has been approved by the Board of Directors at their meeting held on November 9, 2017. The Statutory Auditors have carried out a limited review of the Unaudited Financial result for the half year ended September 30, 2017
- (2) During the Period the Company has received 20,000,000 equity shares of a Subsidiary company, of ₹ 10 each against its investment in another Subsidiary company, as per the Scheme of Merger approved by the Hon'ble Bombay High Court and Hon'ble Delhi High Court respectively
- (3) Free Reserve as on September 30, 2017: ₹ 50,477.74 million as defined in the Core Investment Companies (Reserve Bank) Directions, 2016 issued by the Reserve Bank of India
- (4) The Company is in the business of providing financial services relating to the commercialisation of infrastructure including loans and investments in Group Companies. As such, all activities undertaken by the Company are incidental to the main business. There are no separate reportable business segments as per Accounting Standard 17 (AS-17) on "Segment Reporting"
- (5) Figures for the previous year / period have been regrouped and re-classified wherever necessary


For and on behalf of the Board



Joint Managing Director & CEO



Group Chief Financial Officer



Company Secretary

Place : Mumbai

Date : November 9, 2017



6

1



INFRASTRUCTURE LEASING &amp; FINANCIAL SERVICES LIMITED

Disclosures pursuant to Securities Exchange Board of India (Listing Obligations & Disclosure Requirements) Regulations, 2015 (LODR) as at September 30, 2017 :

This disclosure is pursuant to Regulation 52(4), 52 (6), 52(7) and 54(2) of LODR


No	Particulars	Details
1	Details of Credit ratings	Non-Convertible Debentures (NCDs): CARE:: AAA, ICRA: AAA & IND: AAA Non-Convertible Redeemable Cumulative Preference Shares (NCRCPs): CARE:: AAA (RPS) There has been no change in Credit Rating during the half year ended September 30, 2017
2	Asset Cover	Not Applicable
3	Debt Equity Ratio	Debt-Equity with Preference Share Capital – 2.41 Debt-Equity without Preference Share Capital – 2.81
4	Previous due date for the payment of interest/ dividend for NCRCPs/ repayment of principal of NCRCPs/ NCD securities and whether the same has been paid or not	Refer Annexure – I
5	Next due date for the payment of interest/ dividend of NCRCPs /principal along with the amount of interest/ dividend of NCRCPs payable and the redemption amount	Refer Annexure – II
6	Debt Service Coverage Ratio	Not Applicable
7	Interest Service Coverage Ratio	Not Applicable
8	Outstanding Redeemable Preference Shares (Quantity and Value)	1,133,000 NCRCPs of Rs. 7,500 each : Rs.8,497.50 million 5,000,000 NCRCPs of Rs.10 each : Rs. 50.00 million
9	Capital Redemption Reserve	Rs. 520.00 million
10	Debenture Redemption Reserve	Not Applicable
11	Net worth	Rs. 60,276.73 million
12	Net Profit after Tax	Rs. 2,258.17 million
13	Earning-per share (Basic/ Diluted)	Rs. 12.23 (not annualised)



INFRASTRUCTURE LEASING & FINANCIAL SERVICES LIMITED

14	Profit for the half year and cumulative profit for the year	Net profit after tax – Rs. 2,258.17 million Net profit after tax cumulative for the year – Not Applicable
15	Free reserve	Rs. 50,477.74 million
16	Securities premium account balance (if redemption NCRCPs is to be done at a premium, such premium may be appropriated from securities premium account). Provided that disclosure on securities premium account balance may be provided only in the year in which NCRCPs are due for redemption	Not Applicable there is no redemption of NCRCPs during the Financial Year
17	Track record of the dividend payment on NCRCPs; Provided that in case the dividend has been deferred at any time, then the actual date of payment shall be disclosed	Dividend on the NCRCPs are paid as per the terms of the Issue, please refer Annexure II
18	Breach of any covenants under the terms of the NCRCPs; Provided that in case a listed entity is planning a fresh issuance of shares whose end use is servicing of the NCRCPs (whether dividend or principal redemption), then the same shall be disclosed whenever the listed entity decided on such issuances	There has been no breach of covenants under the terms of the NCRCPs
19	The end use of the proceeds of issue of NCD and NCRCPs has been in line with the objects stated in the respective Offer Documents of the Issue	
20	All secured borrowings obtained by the Company are covered under <i>pari-passu</i> charge on all the assets, excluding specified Immovable property, moveable assets within the property, specific Investments, capital work-in-progress, prepaid and deferred expenses, advance taxes (net), MAT Credit Entitlement, Deposits with banks on which lien is created in favour of banks for term loans taken by the Company	

Sincerely

  
Authorised Signatory



INFRASTRUCTURE LEASING &amp; FINANCIAL SERVICES LIMITED

Details of payment of principal / interest on Non- Convertible Debentures (NCDs) in accordance with Regulation 52 (4) (d) & (e) of the LODR as on September 30, 2017								
			Previous Due date for payment of :		Next Due date for payment of :			
#	Series	ISIN	Interest	Principal	Interest		Principal	
					Date	Amount	Date	Amount
1	2008-9	INE871D07JN1	15-Dec-16	N.A	15-Dec-17	17,08,00,000	15-Dec-18	1,40,00,00,000
2	2009-6A	INE871D07LU5	02-Mar-17	N.A	02-Mar-18	4,57,50,000	02-Mar-20	50,00,00,000
3	2009-6B	INE871D07LM9	22-Mar-17	N.A	22-Mar-18	4,60,00,000	22-Mar-20	50,00,00,000
4	2009XVI	INE871D07LK3	05-Mar-17	N.A	05-Mar-18	27,60,00,000	05-Mar-20	3,00,00,00,000
5	2010-5	INE871D07LU2	20-May-17	N.A	20-May-18	31,36,00,000	20-May-25	3,50,00,00,000
6	2010-6	INE871D07LZ1	17-Aug-17	N.A	17-Aug-18	14,02,50,000	17-Aug-35	1,50,00,00,000
7	2010-7	INE871D07MC8	24-Dec-16	N.A	24-Dec-17	2,30,00,000	24-Dec-20	25,00,00,000
8	2010-9	INE871D07ME4	22-Feb-17	N.A	22-Feb-18	31,52,50,000	22-Feb-21	3,25,00,00,000
9	2011 II	INE871D07MI5	11-Aug-17	N.A	11-Aug-18	14,62,50,000	11-Aug-18	1,50,00,00,000
10	2011 IX	INE871D07MS4	12-Mar-17	N.A	12-Mar-18	20,68,50,000	12-Mar-22	2,10,00,00,000
11	2011- VIII	INE871D07MR6	24-Jan-17	N.A	24-Jan-18	28,47,80,000	24-Jan-22	2,90,00,00,000
12	2011-1	INE871D07MH7	25-Jul-17	N.A	25-Jul-18	14,52,00,000	25-Jul-21	1,50,00,00,000
13	2011-IV	INE871D07MK1	16-Sep-17	N.A	16-Sep-18	7,33,50,000	16-Sep-19	75,00,00,000
14	2011-VII	INE871D07MO3	05-Dec-16	N.A	05-Dec-17	7,48,50,000	05-Dec-18	75,00,00,000
15	2011-VII	INE871D07MP0	05-Dec-16	N.A	05-Dec-17	22,45,50,000	05-Dec-21	2,25,00,00,000
16	2012-I	INE871D07MT2	30-May-17	N.A	30-May-18	38,22,00,000	30-May-22	3,90,00,00,000
17	2012-II	INE871D07MU0	19-Dec-16	N.A	19-Dec-17	9,40,00,000	19-Dec-22	1,00,00,00,000
18	2012-III	INE871D07MV8	21-Jan-17	N.A	21-Jan-18	4,23,15,000	21-Jan-20	46,50,00,000
19	2012-IV	INE871D07MW6	24-Jan-17	N.A	24-Jan-18	4,65,00,000	24-Jan-38	50,00,00,000
20	2013 II-A	INE871D07ND4	04-Feb-17	N.A	04-Feb-18	7,66,15,000	04-Feb-19	77,00,00,000
21	2013 II-A	INE871D07NE2	04-Feb-17	N.A	04-Feb-18	10,54,70,000	04-Feb-21	1,06,00,00,000
22	2013 II-A	INE871D07NF9	04-Feb-17	N.A	04-Feb-18	1,68,30,000	04-Feb-24	17,00,00,000
23	2013 II-B	INE871D07NG7	13-Feb-17	N.A	13-Feb-18	2,07,90,000	13-Feb-21	21,00,00,000
24	2013 II-B	INE871D07NH5	13-Feb-17	N.A	13-Feb-18	7,82,10,000	13-Feb-24	79,00,00,000
25	2013 II-D	INE871D07NJ1	13-Aug-17	N.A	13-Aug-18	19,10,00,000	13-Aug-24	2,00,00,00,000
26	2013-I-C	INE871D07M29	23-Aug-17	N.A	23-Aug-18	22,00,00,000	23-Aug-18	2,00,00,00,000
27	2013-I-D	INE871D07NC6	26-Aug-17	N.A	26-Aug-18	7,24,50,000	26-Aug-18	69,00,00,000
28	2013-II-C	INE871D07NI3	28-Jul-17	N.A	28-Jul-18	28,50,00,000	28-Jul-24	3,00,00,00,000
29	2014 I-A	INE871D07NK9	29-Dec-16	N.A	29-Dec-17	18,00,00,000	29-Dec-24	2,00,00,00,000
30	2014 I-B	INE871D07NL7	21-Jan-17	N.A	21-Jan-18	17,44,00,000	21-Jan-25	2,00,00,00,000
31	2014 I-C	INE871D07NM5	23-Jan-17	N.A	23-Jan-18	4,37,50,000	23-Jan-25	50,00,00,000
32	2014 I-G	INE871D07NQ6	19-Mar-17	N.A	19-Mar-18	3,06,25,000	19-Mar-18	35,00,00,000
33	2014 I-J	INE871D07NT0	24-Mar-17	N.A	23-Mar-18	2,18,15,068	23-Mar-18	25,00,00,000
34	2014 I-O	INE871D07NZ7	20-May-17	N.A	21-May-18	87,73,973	21-May-18	10,00,00,000
35	2014 I-O	INE871D07OA8	20-May-17	N.A	20-May-18	3,50,00,000	20-May-20	40,00,00,000
36	2014 I-P	INE871D07OB6	23-Jul-17	N.A	23-Jul-18	8,78,00,000	23-Jul-20	1,00,00,00,000
37	2014 I-Q	INE871D07OC4	29-Jul-17	N.A	29-Jul-18	8,75,00,000	29-Jul-20	1,00,00,00,000
38	2014 I-R	INE871D07OD2	31-Jul-17	N.A	31-Jul-18	8,75,00,000	31-Jul-20	1,00,00,00,000
39	2014 I-S	INE871D07OF7	10-Aug-17	N.A	10-Aug-18	6,99,20,000	10-Aug-18	80,00,00,000
40	2014 I-T	INE871D07OH3	11-Aug-17	N.A	11-Aug-18	8,74,00,000	11-Aug-18	1,00,00,00,000
41	2014 I-U	INE871D07OI1	24-Aug-17	N.A	24-Aug-18	8,69,00,000	24-Aug-25	1,00,00,00,000
42	2014 I-V	INE871D07OJ9	25-Aug-17	N.A	25-Aug-18	8,69,00,000	25-Aug-25	1,00,00,00,000
43	2014 I-W	INE871D07OK7	21-Sep-17	N.A	21-Sep-18	19,97,60,000	21-Sep-20	2,27,00,00,000
44	2014 I-X	INE871D07OL5	21-Sep-17	N.A	21-Sep-18	2,01,25,000	21-Sep-25	23,00,00,000
45	2014 I-X	INE871D07OM3	22-Sep-17	N.A	22-Sep-18	7,30,40,000	22-Sep-20	83,00,00,000
46	2014 I-Z	INE871D07OQ4	28-Oct-16	N.A	28-Oct-17	7,65,00,000	28-Oct-20	90,00,00,000
47	2015 I-A	INE871D07OR2	01-Dec-16	N.A	01-Dec-17	6,00,60,000	01-Dec-18	70,00,00,000
48	2015 I-B	INE871D07OS0	22-Dec-16	N.A	22-Dec-17	2,16,25,000	22-Dec-17	25,00,00,000
49	2015 I-B	INE871D07OU6	22-Dec-16	N.A	22-Dec-17	2,16,25,000	22-Dec-20	25,00,00,000
50	2015 I-D	INE871D07OW2	25-Jan-17	N.A	25-Jan-18	1,39,20,000	25-Jul-19	16,00,00,000
51	2015 I-D	INE871D07OX0	25-Jan-17	N.A	25-Jan-18	78,30,000	25-Jan-21	9,00,00,000
52	2015 I-E	INE871D07OY8	09-Mar-17	N.A	09-Mar-18	4,40,00,000	09-Mar-26	50,00,00,000
53	2015 I-F	INE871D07OZ5	15-Mar-17	N.A	15-Mar-18	44,50,000	15-Mar-18	5,00,00,000
54	2015 I-F	INE871D07PA5	15-Mar-17	N.A	15-Mar-18	1,78,00,000	15-Mar-19	20,00,00,000
55	2015 I-F	INE871D07PB3	15-Mar-17	N.A	15-Mar-18	2,84,80,000	15-Mar-21	32,00,00,000
56	2015 I-G	INE871D07PC1	17-Mar-17	N.A	17-Mar-18	44,50,000	17-Mar-18	5,00,00,000
57	2015 I-G	INE871D07PD9	17-Mar-17	N.A	17-Mar-18	1,78,00,000	17-Mar-19	20,00,00,000
58	2015 I-G	INE871D07PE7	17-Mar-17	N.A	17-Mar-18	2,22,50,000	17-Mar-21	25,00,00,000





INFRASTRUCTURE LEASING & FINANCIAL SERVICES LIMITED

59	2015 I-H	INE871D07PF4	18-Mar-17	N.A	18-Mar-18	7,65,00,000	18-Sep-19	85,00,00,000
60	2015 I-H	INE871D07PG2	18-Mar-17	N.A	18-Mar-18	7,82,00,000	18-Mar-21	85,00,00,000
61	2015 I-I	INE871D07PJ6	23-Sep-17	N.A	23-Sep-18	2,43,60,000	22-Sep-23	30,00,00,000
62	2015 I-I	INE871D07PH0	23-Sep-17	N.A	23-Sep-18	10,46,50,000	23-Sep-19	1,30,00,00,000
63	2015 I-K	INE871D07PL2	N.A	N.A	24-Oct-17	1,96,25,000	24-Oct-19	25,00,00,000
64	2015 I-K	INE871D07PM0	N.A	N.A	24-Oct-17	3,95,00,000	24-Oct-21	50,00,00,000
65	2015 I-L	INE871D07PP3	N.A	N.A	01-Mar-18	4,12,50,000	01-Mar-22	50,00,00,000
66	2015 I-M	INE871D07PQ1	N.A	N.A	03-Mar-18	80,00,000	03-Mar-19	10,00,00,000
67	2015 I-M	INE871D07PR9	N.A	N.A	03-Mar-18	40,00,000	03-Mar-20	5,00,00,000
68	2015 I-M	INE871D07PS7	N.A	N.A	03-Mar-18	1,65,00,000	03-Mar-22	20,00,00,000
69	2015 I-O	INE871D07PU3	N.A	N.A	11-May-18	2,40,00,000	11-May-20	30,00,00,000
70	2015 I-O	INE871D07PV1	N.A	N.A	11-May-18	4,43,30,000	11-May-22	55,00,00,000
71	2015 I-O	INE871D07PW9	N.A	N.A	11-May-18	5,25,85,000	10-May-24	65,00,00,000
72	2015 I-P	INE871D07PX7	N.A	N.A	06-Jun-18	4,00,00,000	06-Jun-20	50,00,00,000
73	2015 I-P	INE871D07PY5	N.A	N.A	06-Jun-18	6,04,50,000	06-Jun-22	75,00,00,000
74	2015 I-P	INE871D07PZ2	N.A	N.A	06-Jun-18	2,02,25,000	06-Jun-24	25,00,00,000
75	2015 I-Q	INE871D07QA3	N.A	N.A	26-Jul-18	3,82,50,000	26-Jul-22	50,00,00,000
76	2015 I-Q	INE871D07QB1	N.A	N.A	26-Jul-18	10,01,00,000	26-Jul-24	1,30,00,00,000
77	2015 I-R	INE871D07QD7	N.A	N.A	02-Aug-18	4,59,00,000	02-Aug-22	60,00,00,000
78	2015 I-R	INE871D07QE5	N.A	N.A	02-Aug-18	4,23,50,000	02-Aug-24	55,00,00,000
79	2015 I-R	INE871D07QF2	N.A	N.A	02-Aug-18	2,31,00,000	02-Aug-27	30,00,00,000
80	2015 I-S	INE871D07QG0	N.A	N.A	06-Aug-18	3,62,95,890	06-Aug-18	50,00,00,000
81	2015 I-T	INE871D07QH8	N.A	N.A	04-Aug-18	3,75,00,000	04-Aug-20	50,00,00,000
82	2017 I-A	INE871D07QI6	N.A	N.A	18-Aug-18	3,80,00,000	18-Aug-20	50,00,00,000
83	2017 I-B	INE871D07QJ4	N.A	N.A	28-Aug-18	11,59,50,000	28-Dec-20	1,50,00,00,000
84	2017 I-C	INE871D07QK2	N.A	N.A	07-Sep-18	3,04,00,000	07-Sep-20	40,00,00,000
85	2017 I-C	INE871D07QL0	N.A	N.A	07-Sep-18	4,20,75,000	07-Sep-22	55,00,00,000
86	2017 I-C	INE871D07QN6	N.A	N.A	07-Sep-18	38,50,000	07-Sep-27	5,00,00,000
87	2017 I-D	INE871D07QO4	N.A	N.A	20-Sep-18	15,70,00,000	20-Sep-27	2,00,00,00,000
88	2017 I-F	INE871D07QP1	N.A	N.A	26-Sep-18	3,82,50,000	26-Sep-20	50,00,00,000
89	2017 I-F	INE871D07QQ9	N.A	N.A	29-Sep-18	3,80,00,000	29-Sep-20	50,00,00,000
90	2014 I-D	INE871D07NN3	Compounded annually, Payable on maturity			53,99,18,556	28-Mar-18	1,85,00,00,000
91	2014 I-F	INE871D07NP8	Compounded annually, payable on maturity			25,20,56,342	15-Jun-18	80,00,00,000
92	2015 I-N	INE871D07PT5	Compounded annually, payable on maturity			83,52,02,360	15-May-20	3,00,00,00,000
93	2014 I-E	INE871D07NO1	Zero Coupon				12-Mar-18	64,31,55,000
94	2014 I-I	INE871D07NS2	Zero Coupon				22-Mar-18	32,18,00,000
95	2014 I-K	INE871D07NU8	Zero Coupon				26-Apr-18	64,83,67,500
96	2014 I-L	INE871D07NV6	Zero Coupon				12-Apr-18	64,56,82,550
97	2014 I-M	INE871D07NW4	Zero Coupon				10-Apr-18	63,99,86,500
98	2014 I-N	INE871D07NX2	Zero Coupon				21-May-18	71,04,14,650
99	2015 I-C	INE871D07OV4	Zero Coupon				20-Dec-17	58,99,73,000
100	2015 I-J	INE871D07PK4	Zero Coupon				23-Sep-19	1,26,01,25,200

NCDs Redeemed during the period April 1, 2017 to September 30, 2017

101	2007-2	INE871D07HW6	11-Jun-17	11-Jun-17	N.A		N.A	
102	2011-III	INE871D07MJ3	16-Sep-17	16-Sep-17	N.A		N.A	
103	2014 I-S	INE871D07OE0	10-Aug-17	10-Aug-17	N.A		N.A	
104	2014 I-Y	INE871D07OO9	23-Sep-17	23-Sep-17	N.A		N.A	

- The NCDs are of Face Value of Rs.1000 each
- All coupon / redemption payments have been made to the debenture holders on the respective due dates  
The Coupon interest and the Redemption due dates which are falls on Saturday/Sundays & Holidays and being the bank holiday's, have been made as per SEBI circular.CIR/IMD/DF/18/2013 dt.October 29, 2013 and CIR/IMD/DF-1/122/2016 dt. November 11, 2016

## Details of Non Convertible Redeemable Cumulative Preference Shares (NCRCPs) as on September 30, 2017

## Details of payment of NCRCPs and dividend on NCRCPs in accordance with Regulation 52(4) (d), (e) &amp; (h) of the of the LODR as on September 30, 2017

#	Series	ISIN	Outstanding as at September 30, 2017		Previous due date for payment of :		Next Due date for payment of NCRCPs			
			Quantity	Principal Amount	Dividend *	Principal of NCRCPs	Dividend		Redemption**	
							Date	Amount	Date	Amount
1	2013 II	INE871D04063	3,55,016	2,66,26,20,000	31-May-17	N.A	31-May-18	42,76,16,772	25-Mar-21	4,43,77,00,000
2	2013 III	INE871D04071	20,360	15,27,00,000	31-May-17	N.A	31-May-18	2,45,23,620	28-Mar-21	25,45,00,000
3	2013 IV	INE871D04089	1,84,624	1,38,46,80,000	30-Jun-17	N.A	30-Jun-18	22,14,10,332	16-May-21	2,30,78,00,000
4	2015-I	INE871D04097	1,01,884	76,41,30,000	30-Jun-17	N.A	30-Jun-18	12,57,75,798	24-Sep-22	1,52,82,60,000
5	2015 II	INE871D04105	15,360	11,52,00,000	30-Jun-17	N.A	30-Jun-18	1,89,61,920	29-Sep-22	23,04,00,000
6	2015 III	INE871D04113	58,095	43,57,12,500	30-Jun-17	N.A	30-Jun-18	7,17,18,278	30-Sep-22	87,14,25,000
7	2015 IV	INE871D04121	33,334	25,00,05,000	30-Jun-17	N.A	30-Jun-18	4,11,50,823	05-Oct-22	50,00,10,000
8	2015 V	INE871D04139	76,151	57,11,32,500	30-Jun-17	N.A	30-Jun-18	9,40,08,410	15-Oct-22	1,14,22,65,000
9	2015 VI	INE871D04147	14,150	10,61,25,000	30-Jun-17	N.A	30-Jun-18	1,74,68,175	19-Oct-22	21,22,50,000
10	2015 VII	INE871D04154	34,026	25,51,95,000	30-Jun-17	N.A	30-Jun-18	4,20,05,097	30-Oct-22	51,03,90,000

\* The interim Dividend for the FY 2017 was declared by the Board of Directors of the Company on March 29, 2017 and accordingly payment of dividend was effected on March 30, 2017; At the Annual General Meeting of the Company held on September 26, 2017, the Members had approved interim dividend declared and paid as the final Dividend in respect of NCRCPs

\*\* Redemption amount includes principal & redemption premium



CENTFIN:2017:479

09 November 2017

**CERTIFICATE FOR RECEIPT AND NOTING OF INFORMATION**

[Pursuant to Regulation 52(5) of the Securities and Exchange Board of India  
(Listing Obligations and Disclosure Requirements) Regulations, 2015]

We, Debenture Trustees, hereby confirm that we have received and noted the information, as specified under regulation 52(4) of Securities and Exchange Board of India (Listing Obligations and Disclosure Requirements) Regulation, 2015 ('Regulations'), provided to us by **Infrastructure Leasing & Financial Services Limited** ('the Company') for the Half year ended 30 September 2017.

This Certificate is being issued pursuant to the requirements of regulation 52(5) of the aforesaid Regulations, for onward submission to Stock Exchange(s) by the Company.

For CENTBANK FINANCIAL SERVICES LTD

Yashda A. Waghmare  
MANAGER

**CENTBANK FINANCIAL SERVICES LIMITED**

(Formerly: Centbank Financial & Custodial Services Ltd., *erstwhile*: The Central Bank Executor & Trustee Co. Ltd.)  
Regd. Office : Central Bank of India - MMO Bldg, 3<sup>rd</sup> Floor, (East Wing)  
55, Mahatma Gandhi Road, Fort, Mumbai 400001. ☎ : (022) 2261 6217 ☎ (022) 2261 6208  
E-mail: info@cfsl.in Website: www.cfsl.in CIN: U67110MH1929GOI001484



INFRASTRUCTURE LEASING & FINANCIAL SERVICES LIMITED

Dear Members,

In support of “Green Initiative in Corporate Governance” measures taken by the Ministry of Corporate Affairs via its circular no 17/2011 and 18/2011 and as per the provisions of Companies Act, 2013, Companies can send notices/ documents and communications required to be sent to the Members via electronic mode instead of hard copy thereof

In support of the underlying theme of MCA, with an objective of reaching its Members promptly and serving expeditiously, we request you to update the email address along with the banking details (particularly IFSC Code) with your Depository Participant preferably by December 31, 2017 to enable the Company to send all the future notices/ documents and communications through email instead of paper mode

Sincerely

**For Infrastructure Leasing & Financial Services Ltd**

**Sd/-  
Varsha Sawant  
Senior Vice President & Company Secretary**