

Statement Of Profit And Loss For The Year Ended March 31, 2017

(₹ In Million)

Particulars	Half year ended		Year ended	Year ended
	31-Mar-17 Audited	31-Mar-16 Audited	31-Mar-17 Audited	31-Mar-16 Audited
INCOME				
Revenue from Operations	8,837.96	9,892.76	16,536.59	17,859.75
Other Income	797.16	640.11	1,336.18	1,265.47
Total Revenue	9,635.12	10,532.87	17,872.77	19,125.22
EXPENSES				
Employee Benefit Expenses	582.90	889.27	921.48	1,347.63
Finance Costs	5,394.07	6,171.64	11,173.99	11,494.33
Other Operating and Administrative Expenses	449.41	598.86	789.34	989.23
Depreciation and Amortization Expenses	93.02	85.07	173.33	173.24
Amount set aside for Investment Valuation/Write off	0.07	-	0.07	0.24
Contingent Provision against Standard Assets	4.25	(30.11)	21.19	28.21
Provision for General Contingency	1,097.00	900.00	1,197.00	1,100.00
Total Expenses	7,620.72	8,614.73	14,276.40	15,132.88
Profit Before Tax	2,014.40	1,918.14	3,596.37	3,992.34
Tax Expense:				
- Current Tax	298.00	827.00	298.00	1,252.00
- Deferred Tax (Net)	(489.00)	85.00	(529.00)	-
Profit After Tax	2,205.40	1,006.14	3,827.37	2,740.34
Earning per Equity Share) : (★ Not annualised)				
Basic	★ 11.72	★ 7.83	16.66	12.26
Diluted	★ 11.72	★ 7.83	16.66	12.26
(Face Value ₹ 10 per Share)				



Handwritten signature/initials

Infrastructure Leasing & Financial Services Limited

Balance Sheet For The Year Ended March 31, 2017



(₹ in Million)

As at	31-03-2017		31-03-2016	
	Audited	Audited	Audited	Audited
EQUITY AND LIABILITIES				
Shareholder's Funds				
Share Capital	9,831.53		9,831.53	
Reserves and Surplus	54,381.34	64,212.87	46,257.06	56,088.59
Non-current Liabilities				
Long-term Borrowings	93,440.39		96,056.17	
Deferred Tax Liabilities (Net)	-		150.00	
Other Long-term Liabilities	1,407.05		2,428.04	
Long-term Provisions	9,348.15	1,04,195.59	8,159.22	1,06,793.43
Current Liabilities				
Current maturities of Long-term Debt	14,709.15		12,933.27	
Short-term Borrowings	13,072.93		19,913.27	
Trade Payables Other than MSME	380.15		460.02	
Other Current Liabilities	4,064.56		3,909.45	
Short-term Provisions	1,026.46	33,253.25	909.57	38,125.58
TOTAL		2,01,661.71		2,01,007.60
ASSETS				
Non-current Assets				
Property, plant and equipment				
- Tangible Assets (Net)	9,331.08		3,795.96	
- Intangible Assets (Net)	19.60		31.56	
Non-current Investments	1,18,566.58		1,20,930.49	
Long-term Loans and Advances	33,958.52		37,760.71	
Deferred Tax Assets (Net)	379.00		-	
Other Non-current Assets	10,756.74	1,73,011.52	5,619.68	1,68,138.40
Current Assets				
Current portion of Long-term Investments	136.00		309.31	
Current portion of Long-term Loans and Advances	10,548.30		2,398.42	
Trade Receivables	1,068.05		832.55	
Cash and Cash Equivalents	14,219.31		24,639.17	
Short-term Loans and Advances	656.09		600.76	
Other Current Assets	2,022.44	28,650.19	4,088.99	32,869.20
TOTAL		2,01,661.71		2,01,007.60




Handwritten initials or signature.

**INDEPENDENT AUDITOR'S REPORT
TO THE BOARD OF DIRECTORS OF
INFRASTRUCTURE LEASING & FINANCIAL SERVICES LIMITED**

1. We have audited the accompanying Statement of Standalone Financial Results of **INFRASTRUCTURE LEASING & FINANCIAL SERVICES LIMITED** ("the Company"), for the year ended March 31, 2017 ("the Statement"), being submitted by the Company pursuant to the requirement of Regulation 52 of the SEBI (Listing Obligations and Disclosure Requirements) Regulations, 2015, as modified by Circular No. CIR/IMD/DFI/69/2016 dated August 10, 2016, to the extent applicable.
2. This Statement, which is the responsibility of the Company's Management and approved by the Board of Directors in their meeting on April 26, 2017, has been compiled from the related standalone financial statements which has been prepared in accordance with the Accounting Standards prescribed under Section 133 of the Companies Act, 2013, read with relevant rules issued thereunder and other accounting principles generally accepted in India. Our responsibility is to express an opinion on the Statement based on our audit of such standalone financial statements.
3. We conducted our audit in accordance with the Standards on Auditing issued by the Institute of Chartered Accountants of India. Those Standards require that we comply with ethical requirements and plan and perform the audit to obtain reasonable assurance about whether the Statement is free from material misstatement.

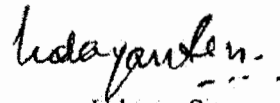
An audit involves performing procedures to obtain audit evidence about the amounts and the disclosures in the Statement. The procedures selected depend on the auditor's judgment, including the assessment of the risks of material misstatement of the Statement, whether due to fraud or error. In making those risk assessments, the auditor considers internal control relevant to the Company's preparation and fair presentation of the Statement in order to design audit procedures that are appropriate in the circumstances, but not for the purpose of expressing an opinion on the effectiveness of the Company's internal control. An audit also includes evaluating the appropriateness of the accounting policies used and the reasonableness of the accounting estimates made by the Management, as well as evaluating the overall presentation of the Statement.

We believe that the audit evidence obtained by us, is sufficient and appropriate to provide a basis for our audit opinion.



4. In our opinion and to the best of our information and according to the explanations given to us, the Statement:
- (i) is presented in accordance with the requirements of Regulation 52 of the SEBI (Listing Obligations and Disclosure Requirements) Regulations, 2015, as modified by Circular No. CIR/IMD/DFI/69/2016 dated August 10, 2016; and
 - (ii) gives a true and fair view in conformity with the aforesaid Accounting Standards and other accounting principles generally accepted in India of the net profit and other financial information of the Company for the year ended March 31, 2017.
5. The Statement includes the results for the half year ended March 31, 2017 being the balancing figure between audited figures in respect of the full financial year and the audited year to date figures up to the half year ended September 30, 2016.

For **DELOITTE HASKINS & SELLS LLP**
Chartered Accountants
(Firm's Registration No. 117366W/W-100018)



Udayan Sen
Partner

(Membership No. 31220)

MUMBAI, April 26, 2017

Notes to Audited Financial Results for the Year ended March 31, 2017 :

- (1) The above financial results of the Company for the year ended March 31, 2017 has been reviewed by the Audit Committee at their meeting held on April 26, 2017 and approved by the Board of Directors at their meeting held on April 26, 2017. An audit of the financial results for the year ended March 31, 2017 has been completed by the Statutory Auditor of the Company
- (2) The Board of Directors have recommended and paid an interim dividend on Non Convertible Redeemable Cumulative Preference Shares (NCRCPs) for the year ended March 31, 2017 as follows :
- (a) On 2% NCRCPs aggregating to ₹ 1.00 million and dividend distribution tax of ₹ 0.20 million
- (b) On 16.38% NCRCPs, 16.06% NCRCPs, 15.99% NCRCPs and 16.46% NCRCPs aggregating to ₹ 1,401.30 million and dividend distribution tax of ₹ 285.28 million

The Board of Directors has proposed the aforesaid interim dividend to be the final dividend on the RCPS subject to approval of the shareholders

The Board of Directors has subject to approval of the Members at the ensuing Annual General Meeting, recommended payment of final dividend @ 42.50 % i.e ₹ 4.25 per equity share of ₹ 10 each fully paid up for the year ended March 31, 2017. However, pursuant to the Revised Accounting Standard (AS) 4 - Contingencies and Events Occurring after the Balance Sheet Date, dividend declared after the balance sheet date but before the financial statements are approved for issue are not recognised as a liability at the balance sheet date as no obligation exists at that time. Accordingly, the Company has not appropriated dividend payment on equity shares for the year ended March 31, 2017 of ₹ 545.71 million pending for approval of shareholders

- (3) Pursuant to the Revised AS 10, the Company has categorised its Premises held for third party use to other than IL&FS Group entities as a separate class of assets on fair market value, under revaluation model. Pursuant to the foregoing, during the current year, the depreciation for the year increased by ₹ 11.60 million, property, plant & equipment increased by ₹ 5,661.04 million and Reserves & Surplus increased by ₹ 5,661.04 million
- (4) Pursuant to the issuance of the Guidance Note on Accounting for Derivative Contracts by the Institute of Chartered Accountants of India, the Company has changed its accounting policy on Derivative Contracts to adopt Hedge Accounting to be in line with the Guidance Note with effect from April 1, 2016. In accordance with the foregoing change in accounting policy and transitional provision of the Guidance Note, the Company has debited the Statement of Profit and Loss ₹ 5.12 million towards Fair value hedges as part of finance cost and for cash flow hedges credited ₹ 21.38 million to cash flow hedge reserve as at March 31, 2017. The assets and liabilities have been appropriately adjusted on account of the foregoing change



Handwritten signature or initials

- (5) Financial disclosures pursuant to Regulation 52(4) & 52(6) of the Securities Exchange Board of India (Listing Obligations & Disclosure Requirements) Regulations, 2015 (LODR):

Particulars	Amount
Capital Redemption Reserve as on March 31, 2017	₹ 520.00 million
Net worth as on March 31, 2017 : Net worth as per Listing Regulations means net worth as defined in sub-section (57) of section 2 of the Companies Act, 2013	₹ 58,551.83 million
Free Reserve as on March 31, 2017	₹ 48,698.92 million
The end use of proceeds of issue of NCDs and NCRCPs has been in line with the objects stated in the respective offer documents	
All secured borrowings obtained by the Company are covered under pari-passu charge on all the assets, excluding specified immovable property, moveable assets within the property, specific investments, capital work-in-progress, prepaid and deferred expenses, advance taxes (net), MAT Credit Entitlement, Deposits with banks on which lien is created in favour of banks for term loans taken by the Company	
Debt-Equity ratio as on March 31, 2017 is :	
	Ratio
Debt-Equity with Preference Share Capital	2.07
Debt-Equity without Preference Share Capital	2.42
Formula used for the computation of Debt-Equity ratio is Debt / Equity	
Debt = Aggregate of Long-term borrowings, Current maturities of Long-term borrowings and Short-term borrowings	
Equity = Issued and Paid up Equity Capital + Issued and Paid up Preference Share Capital + Reserves and Surplus (excluding revaluation reserve) - Miscellaneous Expenditure not written off	

- (6) The Company is in the business of providing financial services relating to the commercialisation of infrastructure including loans and investments in Group Companies. As such, all activities undertaken by the Company are incidental to the main business. There are no separate reportable business segments as per Accounting Standard 17 (AS-17) on "Segment Reporting"
- (7) The figures for the half year ended March 31, 2017 and March 31, 2016 are the balancing figures after considering respective audited financial statement for the half year ended September 30, 2016 and September 30, 2015
- (8) Figures for the previous year / period have been regrouped and re-classified wherever necessary



Place : Mumbai

Date : April 26 , 2017



For and on behalf of the Board

Joint Managing Director & CEO

Group Chief Financial Officer

Company Secretary

Disclosures pursuant to Regulation 52 (4) & 52 (6) of the Securities Exchange Board of India (Listing Obligations & Disclosure Requirements) Regulations, 2015 (LODR)

1) Details of Credit ratings:

Non-Convertible Debentures (NCDs): CARE: AAA, ICRA: AAA & IND: AAA

Non-Convertible Redeemable Cumulative Preference Shares (NCRCPs): CARE: AAA (RPS)

No change in Credit Rating during the financial year and the credit rating was reviewed by the credit rating agency during the financial year and registered by the Board of Directors of the Company

2) Debt Equity Ratio as on March 31, 2017:

Debt-Equity with Preference Share Capital 2.07

Debt-Equity without Preference Share Capital – 2.42

3) Previous due date for the payment of interest / dividend for non-convertible redeemable preference shares/ repayment of principal of non-convertible preference shares /non-convertible debt securities and whether the same has been paid or not: Annexure – A

4) Next due date for the payment of interest/ dividend of non-convertible preference shares /principal along with the amount of interest/ dividend of non-convertible preference shares payable and the redemption amount : Annexure – A

5) Outstanding redeemable preference shares: Annexure – A

6) Capital Redemption Reserve as on March 31, 2017: Rs. 520.00 million

7) Net worth as on March 31, 2017: Rs. 58, 551.83 million


8) Net Profit after Tax for the half year ended March 31, 2017: Rs. 2,205.40 million and Net Profit for the year ended March 31, 2017 : Rs. 3,827.37 million

9) Earning-per share (Basic/Diluted) :

a. For the half year ended March 31, 2017 : Rs. 11.72 (not annualised)

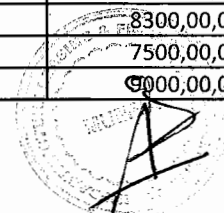
b. For the year ended March 31, 2017 : Rs. 16.66

10) Disclosures pursuant to Regulation 52 (6) of LODR : Annexure – B



5

Details of payment of principal / interest on Non- Convertible Debentures (NCDs) in accordance with Regulation 52 (4) (d) & (e) of the LODR as on March 31, 2017								
			Previous Due date for payment of :		Next Due date for payment of :			
					Interest		Principal	
#	Series	ISIN	Interest	Principal	Date	Amount	Date	Amount
1	2007-2	INE871D07HW6	11-Jun-16	N.A	11-Jun-17	646,38,000	11-Jun-17	6156,00,000
2	2008-9	INE871D07JN1	15-Dec-16	N.A	15-Dec-17	1708,00,000	15-Dec-18	14000,00,000
3	2009-6A	INE871D07LJ5	02-Mar-17	N.A	02-Mar-18	457,50,000	02-Mar-20	5000,00,000
4	2009-6B	INE871D07LM9	22-Mar-17	N.A	22-Mar-18	460,00,000	22-Mar-20	5000,00,000
5	2009XVI	INE871D07LK3	05-Mar-17	N.A	05-Mar-18	2760,00,000	05-Mar-20	30000,00,000
6	2010-5	INE871D07LU2	20-May-16	N.A	20-May-17	3136,00,000	20-May-25	35000,00,000
7	2010-6	INE871D07LZ1	17-Aug-16	N.A	17-Aug-17	1402,50,000	17-Aug-35	15000,00,000
8	2010-7	INE871D07MC8	24-Dec-16	N.A	24-Dec-17	230,00,000	24-Dec-20	2500,00,000
9	2010-9	INE871D07ME4	22-Feb-17	N.A	22-Feb-18	3152,50,000	22-Feb-21	32500,00,000
10	2011 II	INE871D07MI5	11-Aug-16	N.A	11-Aug-17	1462,50,000	11-Aug-18	15000,00,000
11	2011 IX	INE871D07MS4	12-Mar-17	N.A	12-Mar-18	2068,50,000	12-Mar-22	21000,00,000
12	2011-VIII	INE871D07MR6	24-Jan-17	N.A	24-Jan-18	2847,80,000	24-Jan-22	29000,00,000
13	2011-1	INE871D07MH7	25-Jul-16	N.A	25-Jul-17	1452,00,000	25-Jul-21	15000,00,000
14	2011-III	INE871D07MJ3	16-Sep-16	N.A	16-Sep-17	735,00,000	16-Sep-17	7500,00,000
15	2011-IV	INE871D07MK1	16-Sep-16	N.A	16-Sep-17	733,50,000	16-Sep-19	7500,00,000
16	2011-VII	INE871D07MO3	05-Dec-16	N.A	05-Dec-17	748,50,000	05-Dec-18	7500,00,000
17	2011-VII	INE871D07MP0	05-Dec-16	N.A	05-Dec-17	2245,50,000	05-Dec-21	22500,00,000
18	2012-I	INE871D07MT2	30-May-16	N.A	30-May-17	3822,00,000	30-May-22	39000,00,000
19	2012-II	INE871D07MU0	19-Dec-16	N.A	19-Dec-17	940,00,000	19-Dec-22	10000,00,000
20	2012-III	INE871D07MV8	21-Jan-17	N.A	21-Jan-18	423,15,000	21-Jan-20	4650,00,000
21	2012-IV	INE871D07MW6	24-Jan-17	N.A	24-Jan-18	465,00,000	24-Jan-38	5000,00,000
22	2013 II-A	INE871D07ND4	04-Feb-17	N.A	04-Feb-18	766,15,000	04-Feb-19	7700,00,000
23	2013 II-A	INE871D07NE2	04-Feb-17	N.A	04-Feb-18	1054,70,000	04-Feb-21	10600,00,000
24	2013 II-A	INE871D07NF9	04-Feb-17	N.A	04-Feb-18	168,30,000	04-Feb-24	1700,00,000
25	2013 II-B	INE871D07NG7	13-Feb-17	N.A	13-Feb-18	207,90,000	13-Feb-21	2100,00,000
26	2013 II-B	INE871D07NH5	13-Feb-17	N.A	13-Feb-18	782,10,000	13-Feb-24	7900,00,000
27	2013 II-D	INE871D07NJ1	13-Aug-16	N.A	13-Aug-17	1910,00,000	13-Aug-24	20000,00,000
28	2013 I-C	INE871D07M29	23-Aug-16	N.A	23-Aug-17	2200,00,000	23-Aug-18	20000,00,000
29	2013 I-D	INE871D07NC6	26-Aug-16	N.A	26-Aug-17	724,50,000	26-Aug-18	6900,00,000
30	2013 II-C	INE871D07NI3	28-Jul-16	N.A	28-Jul-17	2850,00,000	28-Jul-24	30000,00,000
31	2014 I-A	INE871D07NK9	29-Dec-16	N.A	29-Dec-17	1800,00,000	29-Dec-24	20000,00,000
32	2014 I-B	INE871D07NL7	21-Jan-17	N.A	21-Jan-18	1744,00,000	21-Jan-25	20000,00,000
33	2014 I-C	INE871D07NM5	23-Jan-17	N.A	23-Jan-18	437,50,000	23-Jan-25	5000,00,000
34	2014 I-G	INE871D07NQ6	19-Mar-17	N.A	19-Mar-18	306,25,000	19-Mar-18	3500,00,000
35	2014 I-J	INE871D07NT0	24-Mar-17	N.A	23-Mar-18	218,15,068	23-Mar-18	2500,00,000
36	2014 I-O	INE871D07NZ7	20-May-16	N.A	20-May-17	87,50,000	21-May-18	1000,00,000
37	2014 I-O	INE871D07OA8	20-May-16	N.A	20-May-17	350,00,000	20-May-20	4000,00,000
38	2014 I-P	INE871D07OB6	23-Jul-16	N.A	23-Jul-17	878,00,000	23-Jul-20	10000,00,000
39	2014 I-Q	INE871D07OC4	29-Jul-16	N.A	29-Jul-17	875,00,000	29-Jul-20	10000,00,000
40	2014 I-R	INE871D07OD2	31-Jul-16	N.A	31-Jul-17	875,00,000	31-Jul-20	10000,00,000
41	2014 I-S	INE871D07OE0	10-Aug-16	N.A	10-Aug-17	1311,00,000	10-Aug-17	15000,00,000
42	2014 I-S	INE871D07OF7	10-Aug-16	N.A	10-Aug-17	699,20,000	10-Aug-18	8000,00,000
43	2014 I-T	INE871D07OH3	11-Aug-16	N.A	11-Aug-17	874,00,000	11-Aug-18	10000,00,000
44	2014 I-U	INE871D07OI1	24-Aug-16	N.A	24-Aug-17	869,00,000	24-Aug-25	10000,00,000
45	2014 I-V	INE871D07OJ9	25-Aug-16	N.A	25-Aug-17	869,00,000	25-Aug-25	10000,00,000
46	2014 I-W	INE871D07OK7	21-Sep-16	N.A	21-Sep-17	1997,60,000	21-Sep-20	22700,00,000
47	2014 I-W	INE871D07OL5	21-Sep-16	N.A	21-Sep-17	201,25,000	21-Sep-25	2300,00,000
48	2014 I-X	INE871D07OM3	22-Sep-16	N.A	22-Sep-17	730,40,000	22-Sep-20	8300,00,000
49	2014 I-Y	INE871D07OO9	23-Sep-16	N.A	23-Sep-17	660,00,000	23-Sep-17	7500,00,000
50	2014 I-Z	INE871D07OQ4	28-Oct-16	N.A	28-Oct-17	765,00,000	28-Oct-20	9000,00,000



51	2015 I-A	INE871D07OR2	01-Dec-16	N.A	01-Dec-17	600,60,000	01-Dec-18	7000,00,000
52	2015 I-B	INE871D07OS0	22-Dec-16	N.A	22-Dec-17	216,25,000	22-Dec-17	2500,00,000
53	2015 I-B	INE871D07OU6	22-Dec-16	N.A	22-Dec-17	216,25,000	22-Dec-20	2500,00,000
54	2015 I-D	INE871D07OW2	25-Jan-17	N.A	25-Jan-18	139,20,000	25-Jul-19	1600,00,000
55	2015 I-D	INE871D07OX0	25-Jan-17	N.A	25-Jan-18	78,30,000	25-Jan-21	900,00,000
56	2015 I-E	INE871D07OY8	09-Mar-17	N.A	09-Mar-18	440,00,000	09-Mar-26	5000,00,000
57	2015 I-F	INE871D07OZ5	15-Mar-17	N.A	15-Mar-18	44,50,000	15-Mar-18	500,00,000
58	2015 I-F	INE871D07PA5	15-Mar-17	N.A	15-Mar-18	178,00,000	15-Mar-19	2000,00,000
59	2015 I-F	INE871D07PB3	15-Mar-17	N.A	15-Mar-18	284,80,000	15-Mar-21	3200,00,000
60	2015 I-G	INE871D07PC1	17-Mar-17	N.A	17-Mar-18	44,50,000	17-Mar-18	500,00,000
61	2015 I-G	INE871D07PD9	17-Mar-17	N.A	17-Mar-18	178,00,000	17-Mar-19	2000,00,000
62	2015 I-G	INE871D07PE7	17-Mar-17	N.A	17-Mar-18	222,50,000	17-Mar-21	2500,00,000
63	2015 I-H	INE871D07PF4	18-Mar-17	N.A	18-Mar-18	765,00,000	18-Sep-19	8500,00,000
64	2015 I-H	INE871D07PG2	18-Mar-17	N.A	18-Mar-18	782,00,000	18-Mar-21	8500,00,000
65	2015 I-I	INE871D07PJ6	N.A	N.A	23-Sep-17	243,60,000	22-Sep-23	3000,00,000
66	2015 I-I	INE871D07PH0	N.A	N.A	23-Sep-17	1046,50,000	23-Sep-19	13000,00,000
67	2015 I-K	INE871D07PL2	N.A	N.A	24-Oct-17	196,25,000	24-Oct-19	2500,00,000
68	2015 I-K	INE871D07PM0	N.A	N.A	24-Oct-17	395,00,000	24-Oct-21	5000,00,000
69	2015 I-L	INE871D07PP3	N.A	N.A	01-Mar-18	412,50,000	01-Mar-22	5000,00,000
70	2015 I-M	INE871D07PQ1	N.A	N.A	03-Mar-18	80,00,000	03-Mar-19	1000,00,000
71	2015 I-M	INE871D07PR9	N.A	N.A	03-Mar-18	40,00,000	03-Mar-20	500,00,000
72	2015 I-M	INE871D07PS7	N.A	N.A	03-Mar-18	165,00,000	03-Mar-22	2000,00,000
73	2014 I-D	INE871D07NN3	Compounded annually. Payable on maturity			5399,18,556	28-Mar-18	18500,00,000
74	2014 I-F	INE871D07NP8	Compounded annually, payable on maturity			2520,56,342	15-Jun-18	8000,00,000
75	2015 I-N	INE871D07PT5	Compounded annually, payable on maturity			8352,02,360	15-May-20	30000,00,000
76	2014 I-E	INE871D07NO1	Zero Coupon				12-Mar-18	6431,55,000
77	2014 I-I	INE871D07NS2	Zero Coupon				22-Mar-18	3218,00,000
78	2014 I-K	INE871D07NU8	Zero Coupon				26-Apr-18	6483,67,500
79	2014 I-L	INE871D07NV6	Zero Coupon				12-Apr-18	6456,82,550
80	2014 I-M	INE871D07NW4	Zero Coupon				10-Apr-18	6399,86,500
81	2014 I-N	INE871D07NX2	Zero Coupon				21-May-18	7104,14,650
82	2015 I-C	INE871D07OV4	Zero Coupon				20-Dec-17	5899,73,000
83	2015 I-J	INE871D07PK4	Zero Coupon				23-Sep-19	12601,25,200


NCDs Redeemed during the period April 1, 2016 to March 31, 2017

84	2K9-IV	INE871D07KH1	16-Aug-16	16-Aug-16	N.A		N.A	
85	2013-I-B	INE871D07MY2	23-Aug-16	23-Aug-16	N.A		N.A	
86	2013-I-D	INE871D07NB8	26-Aug-16	26-Aug-16	N.A		N.A	
87	2011-VI	INE871D07ML9	28-Sep-16	28-Sep-16	N.A		N.A	
88	2006-V	INE871D07HK1	22-Dec-16	22-Dec-16	N.A		N.A	
89	2011-V	INE871D07MN5	10-Oct-16	10-Oct-16	N.A		N.A	

1 The NCDs are of Face Value of Rs.1000 each

2 All coupon / redemption payments have been made to the debenture holders on the respective due dates

3 The Coupon interest and the Redemption due dates which are falls on Saturday/Sundays & Holidays and being the bank holiday's, have been made as per SEBI circular.CIR/IMD/DF/18/2013 dt.October 29, 2013 and CIR/IMD/DF-1/122/2016 dt. November 11, 2016



Details of Non Convertible Redeemable Cumulative Preference Shares (NCRCPs) as on March 31, 2017


Details of payment of NCRCPs and dividend on NCRCPs in accordance with Regulation 52(4) (d), (e) & (h) of the of the LODR as on March 31, 2017

#	Series	ISIN	Outstanding as at March 31, 2017		Previous due date for payment of :		Next Due date for payment of NCRCPs			
			Quantity	Principal Amount	Dividend *	Principal of NCRCPs	Dividend**		Redemption***	
							Date	Amount	Date	Amount
1	2013 II	INE871D04063	3,55,016	26626,20,000	31-May-16	N.A	31-May-18	4276,16,772	25-Mar-21	44377,00,000
2	2013 III	INE871D04071	20,360	1527,00,000	31-May-16	N.A	31-May-18	245,23,620	28-Mar-21	2545,00,000
3	2013 IV	INE871D04089	1,84,624	13846,80,000	30-Jun-16	N.A	30-Jun-18	2214,10,332	16-May-21	23078,00,000
4	2015-I	INE871D04097	1,01,884	7641,30,000	30-Jun-16	N.A	30-Jun-18	1257,75,798	24-Sep-22	15282,60,000
5	2015 II	INE871D04105	15,360	1152,00,000	30-Jun-16	N.A	30-Jun-18	189,61,920	29-Sep-22	2304,00,000
6	2015 III	INE871D04113	58,095	4357,12,500	30-Jun-16	N.A	30-Jun-18	717,18,278	30-Sep-22	8714,25,000
7	2015 IV	INE871D04121	33,334	2500,05,000	30-Jun-16	N.A	30-Jun-18	411,50,823	05-Oct-22	5000,10,000
8	2015 V	INE871D04139	76,151	5711,32,500	30-Jun-16	N.A	30-Jun-18	940,08,410	15-Oct-22	11422,65,000
9	2015 VI	INE871D04147	14,150	1061,25,000	30-Jun-16	N.A	30-Jun-18	174,68,175	19-Oct-22	2122,50,000
10	2015 VII	INE871D04154	34,026	2551,95,000	30-Jun-16	N.A	30-Jun-18	420,05,097	30-Oct-22	5103,90,000

* The interim Dividend for the FY 2016 was declared by the Board of Directors of the Company at its meeting held on March 30, 2016 and accordingly payment of dividend was effected on March 30, 2016; At the Annual General Meeting of the Company held on September 29, 2016, The Members had approved interim dividend declared & paid as the final Dividend in respect of NCRCPs

* **As per the terms of the issue in case if the issuer pre-pones and makes the payment of Dividend on March 31 or earlier, for any Dividend period, the rate of dividend shall be computed @ 16.16% p.a on the face value amount of the NCRCPs. Accordingly, during the year the Interim Dividend for the FY 2017 was declared by the Board of Directors of the Company by a Circular Resolution on March 29, 2017 and accordingly payment of dividend was effected on March 30, 2017. The approval of interim dividend from the Members of the Company will be obtained at the ensuing AGM for FY 2017

*** Redemption amount includes principal & redemption premium




AIL&FS

Information pursuant to Regulation 52(6) of the LODR provided below :

Sr. No.	Particulars	Remarks
1	Profit for the half year and cumulative profit for the year	Net profit after tax for the half year ended March 31, 2017 : Rs. 2,205.40 million Net profit after tax Cumulative for the half year ended March 31, 2017 : Rs. 3,827.37 million
2	Free reserve as on the end of half year	Free Reserves for the year ended March 31, 2017 : Rs. 48,698.92 million
3	Securities premium account balance (if redemption of redeemable preference share is to be done at a premium, such premium may be appropriated from securities premium account); Provided that disclosure on securities premium account balance may be provided only in the year in which NCRCPs are due for redemption	Not applicable, since the NCRCPs are not due for redemption during the year FY 2017
4	Track record of the dividend payment on non convertible redeemable preference shares; Provided that in case the dividend has been deferred at any time, then the actual date of payment shall be disclosed	Dividend on the NCRCPs are paid within the prescribed timelines and as per the terms of the issue \$
5	Breach of any covenants under the terms of the NCRCPs; Provided that in case a listed entity is planning a fresh issuance of shares whose end use is servicing of the non convertible redeemable preference shares (whether dividend or principal redemption), then the same shall be disclosed whenever the listed entity decided on such issuances	There has been no breach of covenants under the terms of the NCRCPs

\$ The Company has paid interim dividend on NCRCPs for FY 2014, FY 2015 and FY 2016. The Members of the Company have approved the interim dividend paid for FY 2014, FY 2015 and FY 2016 as final dividend at Annual General Meetings (AGM) for respective financial years

For the FY 2017 the interim dividend was declared by the Board of Directors of the Company by a Circular Resolution on March 29, 2017 and accordingly payment of dividend was effected on March 30, 2017. The approval of interim dividend from the Members of the Company will be obtained at the ensuing AGM for FY 2017





INFRASTRUCTURE LEASING & FINANCIAL SERVICES LIMITED

April 26, 2017

The General Manger
Department of Corporate Services
BSE Limited
Phiroze Jeejeebhoy Towers
Dalal Street
Mumbai - 400 001

Re : Declaration in respect of Unmodified Opinion on Audited
Financial Statement for the Financial Year ended March 31,
2017

In terms of SEBI Circular CIR/CFD/CMD/56/2016 dated May 27, 2016, we hereby declare and confirm that the Statutory Auditors of the Company viz M/s Deloitte Haskins & Sells LLP have issued an Unmodified Audit Report on Financial Statements of the Company for the year ended March 31, 2017

Yours faithfully

For Infrastructure Leasing & Financial Services Limited


Group Chief Financial Officer